













Week 3 Term 2: Online Digital Activities and Learning

Don't forget to send me some picture this week & everything you need is on the Google Drive.

Daily Maths Review and Warm Up Activities

Pick 3 from below to do each day! **(High Priority)**













You can do them more than once each week. Spend around 20-30mins.

 Count forwards and backwards to 75 or more. Use your <i>100's Chart</i> if you need help. Consider doing this outside and jumping as you count.	 Watch <i>Card Game Higher Lower</i> video and have a go on your own with a grown up. https://www.youtube.com/watch?v=8RD5AAGQPm4	 Skip Counting in 10's https://youtu.be/ct_gPYEIVBU
 Discuss morning, and evening etc. Talk about what you are doing today as well as what you did yesterday or will do tomorrow. Discuss the day today. Discuss the duration of different events and when these occur. Kindy also knows how to read analogue and digital clocks, starting with o'clock times. Some children know half-past also. The children have some clocks in their packs that you can use together to make different times and relate these times to actual events.	 Watch <i>Positional Language Game</i> video. Join in with some blocks and toy and play with Mum or Dad. You can also play Simon Says using the language in the video below. https://youtu.be/BQrmHmYd9ZE	 Watch these clips about time and enjoy with your children. https://www.youtube.com/watch?v=tEmg914-9xY https://www.youtube.com/watch?time_continue=55&v=Elxaxnageto&feature=emb_logo
 Watch any of the previous warm up videos related to maths. Here are some below or check the Google Drive. https://youtu.be/ByyWYvR_YUE https://youtu.be/rmmzi790U-w	 Watch <i>Coin Drop Addition Game</i> video. Join in with some coins and a ten frame at home. https://youtu.be/lsRNd2endZQ	 Compare how long things are and draw some pictures. Label them shorter, shorter or longer or longest etc.
 Find some coins in your house. Have children identify the coins and discuss animals on the back. Make piles of money and see who has more/less by simple counting. You can encourage skip counting of tens for counting of 10c. They can practise addition and subtraction with gold coins.	 Use your tens and ones paddle pop sticks and make some numbers that mum circles on your <i>100's Chart</i> . Take a picture and send to Mrs Hull fhull@ccs.nsw.edu.au	 Watch <i>Playing Number Bingo</i> video and have a go on your own with a grown up. https://youtu.be/YkLWKZud--w

Daily Literacy Review and Warm Up Activities

Pick 3 from below to do each day! (High Priority)

You can do them more than once each week. Spend around 20-30mins.

 Watch the online revision video for the <i>Soundwaves Chants</i> . https://www.youtube.com/watch?v=yM3dMF-Bxuk	 Practise the <i>Soundwaves Flash Cards</i> in the Homework Folder on alternate days. Please focus on the sound only, and remove chant when doing the flash cards.	  Use the <i>Write on Card</i> from SoundWaves and practise writing these words into the boxes. Each box represents 1 sound. If the sound uses 2 letters (these are called diagraphs) like ch, or sh they both go in the box. See our video for a demonstration. https://youtu.be/Tn4doKOB DYQ
 Play games on the <i>Soundwaves Kids</i> online games, pages and sheets. Here is the login details. Students enter this code at www.soundwaveskids.com.au Password: grass700	 Segment or break down these words into their sounds by tapping down your arm. Try and write them if you can. Do around 5 words each time. Use your SoundWaves Chart if you need to. Here are some words for this week; hang, bang, sang, hung, rung, sung, shell, well, bell, sell, tin, win, sin, bin, tap, rap, map For more explanation of this see the YouTube video https://www.youtube.com/watch?v=6yuqMvIUkxo	  Practise the <i>Sight Word Flashcards for Term 2</i> . Your child should know about 10 by now. Add some new ones this week! https://youtu.be/ypr7SC5XjRI Watch the video on YouTube for a Bingo game you can play using these cards. https://youtu.be/P1gZZNNDfCo
  Make a list of words with the sound T or D at the end . Here are some to get you started. Kit, kid, mat etc. Use your SoundWaves Chart if you need to. You could take a photo of this and send it to Mrs Hull!	 Revise the <i>Sight Word Flashcards for Term 1</i> from the Homework Folder. Discuss using them in sentences. Eg. "The. The dog is barking."	 Use your SoundWaves flash cards and make words with Mum and Dad. Put the cards in the right order for the sounds in the words. You could try with these words to get started. hang, bang, sang, hung, rung, sung, shell, well, bell, sell, tin, win, sin, bin, tap, rap, map

Daily Instructions for Week 3 Term 2






Priority Levels – !!

Green - High Priority

Yellow – Medium Priority






Blue – Low Priority – Extension or just for fun!

Monday – Show mum a cool dance move, sing a silly song or have a snack between activities!






Activity 	Priority 	Description 	Resources 	Completed 
Maths Review Activities		Choose 3 activities to do from the Maths Review Activities table. (20-30mins)	See table.	
Maths Lesson Video		Watch the “ Learning about Length and Measurement Lesson 1 ” on Google Drive or flick through the PowerPoint on Google Drive	Video on Google Drive PowerPoint	
Literacy Review Activities		Choose 3 activities to do from the Literacy Review Activities table. (20-30mins)	See table.	
Soundwaves Lesson		Watch the “ Soundwaves li ” Lesson on the Google Drive. Complete the Workbook Page 54.	Google Drive SoundWaves Book	
Comprehension		Watch the “ Three Little Pigs ” video on YouTube or Google Drive. We will be writing about this tomorrow.	Video YouTube https://youtu.be/Kul2rY-fAU0 Google Drive	
Reading		Read 2 readers to Mum, Dad or a sibling. Consider discussing the questions at the front of the readers (if there are some).	Epic Reading App or SPELD Website or Readers https://speld-sa.org.au/services/phonics-books.html	

Phonics Worksheets		Try a page or two in the Extension Sheets	PDF Printed copy of Extension Sheets Literacy Week 3 on Google Drive	
Physical Activity		Try the fun 3min movement video from Mrs Kemsley.	Video YouTube https://family.gonoodle.com/activities/knicky-knacky-knocky-knoo	






TUESDAY – Have a movement break or snack between activities!

Activity 	Priority 	Description 	Resources 	Completed 
Maths Review Activities		Choose 3 activities to do from the Maths Review Activities table. (20-30mins)	See table.	
Maths Worksheets		Complete the Targeting Maths pages 44 & 45 about Length	Targeting Maths Workbook	
Literacy Review Activities		Choose 3 activities to do from the Literacy Review Activities table. (20-30mins)	See table.	
Writing Time		Explore the Writing Time site with the login details. Watch how to write the letter li . Complete Page 10-11 in your Writing Time Book. If its already complete, consider printing some extra pages of the website.	Writing Time www.writingtimekids.com.au Access Code: slid920	
Handwriting		Practise writing the words mat , at , it and sit in your Lined Handwriting Book (Or use the printable lined page.)	Handwriting Lined Book	
Sight Words & Writing		Use the words come , see , to and the in some sentences if you want!	Handwriting Lined Book	
Comprehension & Sentences		Watch the “ Three Little Pigs ” video on YouTube or Google Drive. Write a sentence or two about the wolf in the story. Eg. The wolf is _____. He likes to _____. You can make up your own if you want!	Video YouTube https://youtu.be/Kul2rY-fAU0	
Reading		Read 2 readers to Mum, Dad or a sibling.	Epic Reading App or SPELD Website or Physical Readers	
Phonics Worksheets		Try a page or two in the Extension Sheets	PDF Extension Sheets Literacy Week 3 Google Drive	






Wednesday – Tidy your room or give mum or dad a cuddle between activities!

Activity 	Priority 	Description 	Resources 	Completed 
Maths Review Activities		Choose 3 activities to do from the Maths Review Activities table. (20-30mins)	See table.	
Maths Lesson Video		Watch the “ Comparing Lengths ” video on Google Drive. Try using these words throughout the day.	Video	
Literacy Review Activities		Choose 3 activities to do from the Literacy Review Activities table. (20-30mins)	See table.	
SoundWaves Lesson		Watch the “ SoundWaves Dd ” Lesson on the Google Drive. Complete the Workbook Page 55	Google Drive SoundWaves Book	
Comprehension & Sentences		Watch the “ Big Bad Wolf ” video on YouTube or Google Drive. Talk about whether you think the wolf is telling the truth? Discuss why?	Journal Book Video YouTube https://youtu.be/473Z5iKnV3M	
Reading		Read 2 readers to Mum, Dad or a sibling.	Epic Reading App or SPELD Website or Physical Readers	
Phonics Worksheets		Try a page or two in the Extension Sheets	PDF Extension Sheets Literacy Week 3 on Google Drive	
Science Weather Symbols		Discuss some weather symbols you have seen and draw your own using the Our Weather Symbols Science Sheet printed in your pack or on Google Drive. Send a copy to Mrs Hull. Use the right colours for the symbols.	Our Weather Symbols Science Sheet printed. fhull@ccs.nsw.edu.au	

THURSDAY – Have a movement break and check the mail for mum between activities!

Activity 	Priority 	Description 	Resources 	Completed 
Maths Review Activities		Choose 3 activities to do from the Maths Review Activities table. (20-30mins)	See table.	
Maths Worksheets		Complete Pages 46 & 47 about comparing length in your Targeting Maths Book	Targeting Maths Workbook	
Literacy Review Activities		Choose 3 activities to do from the Literacy Review Activities table. (20-30mins)	See table.	
Writing Time		Explore the Writing Time site with the login details. Watch how to write the letter Dd . Complete Page 34 - 35 in your Writing Time Book . If its already complete, consider printing some extra pages of the website.	Writing Time www.writingtimekids.com.au Access Code: slid920	
Handwriting		Practise writing the Sight Words to and the in your Lined Handwriting Book (Or use the printable lined page.)	Handwriting Lined Book	
Comprehension & Sentences		Watch the " Big Bad Wolf " video again on YouTube or Google Drive. Write a sentence or two about the pigs in this story. Eg. The pigs are _____. I like the _____ in the story.	Journal Book Video YouTube https://youtu.be/473Z5iKnV3M	
Reading		Read 2 readers to Mum, Dad or a sibling.	Use EPIC App, SPELD, Readers	
Phonics Worksheets		Try a page or two in the Extension Sheets	PDF Extension Sheets Literacy Week 3	
My Family (History)		Discuss what order your immediate family was born in. Who's the oldest, and who is the youngest? Draw a picture of the people who live at your house in order from the oldest to the youngest. Send a picture to Mrs Hull.	Scrapbook fhull@ccs.nsw.edu.au	

Friday – Have a movement break or help Mum with a job between activities!

Activity 	Priority 	Description 	Resources 	Completed 
Maths Review Activities		Choose 3 activities to do from the Maths Review Activities table. (20-30mins)	See table above.	
Maths Length Revision		Draw 3 people in your family from shortest to tallest. Draw 3 giraffes in order lowest to highest Draw 3 caterpillars in order from thickest to thinnest.	Scrapbook	
Literacy Review Activities		Choose 3 activities to do from the Literacy Review Activities table. (20-30mins)	See table above.	
Spelling Test		Watch the video and join in at the same time with the "Spelling and Dictation Test" video on Google Drive. Use the Spelling and Dictation Sheet to complete this activity. This will test words they have been exposed to for the last 3 weeks. Please do not help and take a photo of the work (without altering anything) and email it to Mrs Hull.	Video on Google Drive Spelling and Dictation Sheet printed in pack or on Google Drive fhull@ccs.nsw.edu.au	
Comprehension & Sentences		Watch the "Three Little Wolves and the Big Bad Pig" video on YouTube and discuss another perspective of the same story!	Journal Book Video YouTube https://www.youtube.com/watch?v=rZpYMLp1LdQ	
Reading		Read 2 readers to Mum, Dad or a sibling.	EPIC App, SPELD, Readers	
Sounds Worksheets		Try a page or two in the Extension Sheets	PDF Extension Sheets Literacy Week 3	
Physical Activity		Practise throwing and catching a ball with Mum or Dad. Take a step back after 5 successful catches and throws. How far apart can you get!	A ball	
Catch Up!		Take the opportunity to catch up on any Science or History tasks not yet completed.	Send to fhull@ccs.nsw.edu.au if time.	

Other Information for Parents:

When I write sentences, I...

😊 😊 😊 😊

- ☐ ☐ ☐ ☐ Use a capital letter
- ☐ ☐ ☐ ☐ Use a full stop at the end
- ☐ ☐ ☐ ☐ Use finger spaces
- ☐ ☐ ☐ ☐ Write neatly
- ☐ ☐ ☐ ☐ Read back my writing
- ☐ ☐ ☐ ☐ Check it makes sense
- ☐ ☐ ☐ ☐ Spell sight words correctly

Overall

Comments:

Beginning Writers

😊 😊 😊 😊

Overall

- ☐ ☐ ☐ ☐ I use finger spaces between words.
- ☐ ☐ ☐ ☐ I use the word wall to spell words.
- ☐ ☐ ☐ ☐ I correctly spell sight words.
- ☐ ☐ ☐ ☐ I use phonics to spell tricky words.
- ☐ ☐ ☐ ☐ My sentences begin with a capital.
- ☐ ☐ ☐ ☐ My sentences end with a full stop.
- ☐ ☐ ☐ ☐ My questions end with a question mark.
- ☐ ☐ ☐ ☐ I can read my own handwriting.
- ☐ ☐ ☐ ☐ I check that my work makes sense.
- ☐ ☐ ☐ ☐ I read my work back to my teacher.
- ☐ ☐ ☐ ☐ I circle words I am unsure of.
- ☐ ☐ ☐ ☐ My handwriting can be read by others.
- ☐ ☐ ☐ ☐ I neatly erase or draw a line through mistakes.

Reading for Understanding

😊 😊 😊 😊

- ☐ ☐ ☐ ☐ Looks at pictures for understanding
- ☐ ☐ ☐ ☐ Skips unknown words to come back
- ☐ ☐ ☐ ☐ Re-reads sentences for understanding
- ☐ ☐ ☐ ☐ Attempts to sound out unfamiliar words
- ☐ ☐ ☐ ☐ Asks for help when necessary
- ☐ ☐ ☐ ☐ Makes personal connections
- ☐ ☐ ☐ ☐ Can make reasonable predictions
- ☐ ☐ ☐ ☐ Finds main ideas in the text
- ☐ ☐ ☐ ☐ Can retell with accuracy
- ☐ ☐ ☐ ☐ Can use the story to make inferences

Overall

Comments: